

华友 业 份 公司

二 二五 六



..... 2

..... 3

..... 4

..... 4

..... 5

..... 7

..... 8

..... 10

..... 13

..... 13

..... 16

..... 19

..... 20

..... 22

..... 26

..... 32

..... 32

..... 36

..... 41


..... 43

..... 45

..... 45

..... 46

..... 47



华友 业 份 公 司

“ ”

2008

913300007368873961

2015 1 4

9100

2015 1 29

2023 3 30

5000

“GDR”

10000

2023 7 7

ZHEJIANG HUAYOU COBALT CO., LTD.

18

314500

0573-88589981

0573-88585810

169834.7023

“ ”

GDR

GDR

GDR

GDR

36000

1

2008 3 21

36000

			%
1.	GREAT MOUNTAIN ENTERPRISE PTE. LTD.	18,036.0000	50.10
2.		10,508.4000	29.19
3.	-	1,440.0000	4.00
4.		1,440.0000	4.00
5.		1,436.4000	3.99
6.		900.0000	2.50
7.		817.2000	2.27
8.		720.0000	2.00
9.		442.8000	1.23
10.		259.2000	0.72
		36,000.0000	100.00

169834.7023

169834.7023

A

159834.7023

94.11%

GDR

A

10000

5.89%

10

6

10%

3

1

1

25%

5%

6

6

5%

6

30

GDR

GDR

GDR

GDR

GDR

() ()

GDR

GDR

30

5

GDR

GDR

GDR

A

GDR

GDR

GDR

GDR

GDR

GDR

1%

1

2

1

2

a

b

c

d

e

3

4

5

180

3%

15

60

180

1%

30

30%

50%

30%

70%

30%

10%

1

6

2

$\frac{2}{3}$ 5

$\frac{1}{3}$

10%

20

15

/

7

2

1

1

a

24

24

“ ”



È

6uÚ S*ü

ê

,¥ Ž d ,¥ Ž D,ì ÈX:ÃLŠÚI:P á@ũp 100 ÈÈY
3 ÃLš6uÑ¹ Ý â h Ô òÑš@

2

5

2

5

3

3

5

3

1/2


7

3

Å, X 0 x 2/3

Å

Å



50%

10%

1000

10%

1000

10%

100

10%

1000

100

10%

30

300

0.5%

4

33%

1

1

3

GDR

10

$1/10$

$1/3$

$1/2$

10

5

3

40

;

10

1

1

10

1

3

1

$2/3$

6

10

GDR

()

()

()

1

2

3

(“ ”)

ê ê ê

) (

()

()

2

3

9

1

4

6

20

50%

10%

25%

2

GDR

GDR

GDR

GDR

1

1

2

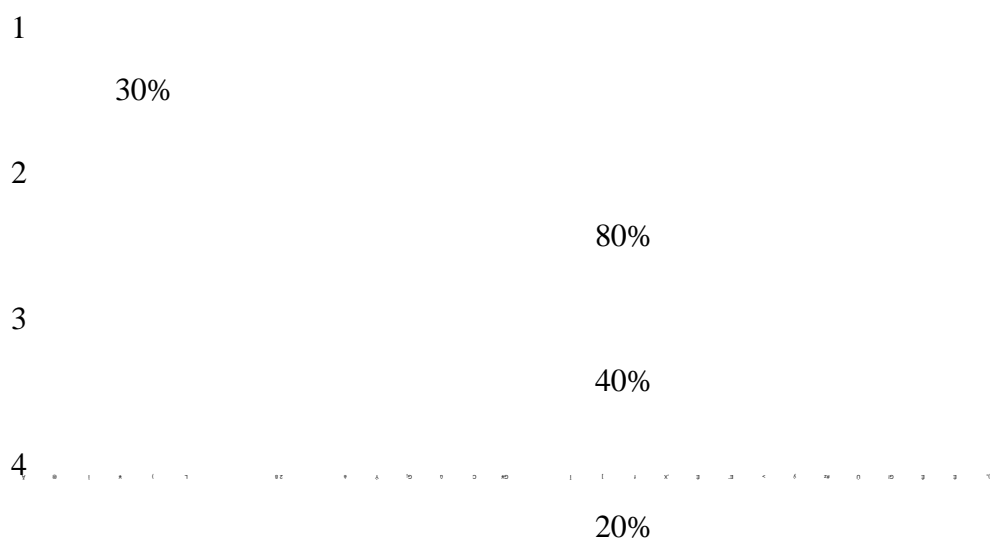
3

4

2

5

2







3

4

5

GDR



:

;

;

GDR

A

A

10

30

30

45

10

30

10

30

30

45

10%

$\frac{2}{3}$

15

10

60

30

45

30

“ ”

C

股票或 GDR 上市地证券监督管理机构、证券交易所的规定不一致的，适用法律、

法规、公司股票或 GDR 上市地证券监督管理机构、证券交易所的规定。

浙江

