

603799



2024	3
2024	4
2024	6
2024	26
2024	30
2024	31
2024	41
2025	42
2024	43
2024	2025 44
2024	2025 45
2025	46
2025	47
2025	48
2025	49
2025	...	51
2025	52
2024	53
	54
2025	-2027	56

2025 5 9 13 30

79

2024

1

2

3

4

5

6

7

8

18

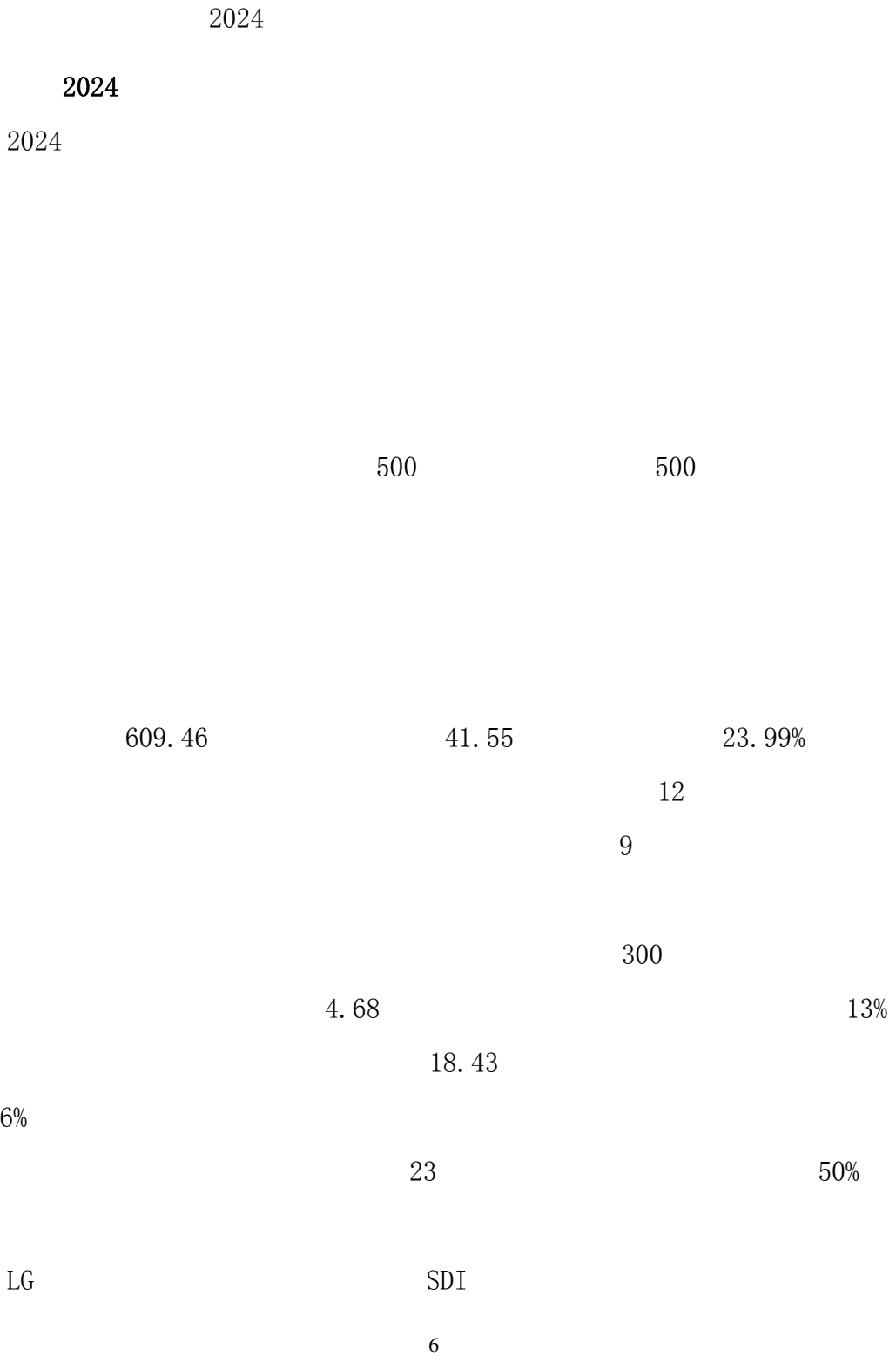
12 13 17

9

10

11

2025 5 9



AESC

Po erCo

330

10

DCR
30

Ni90 95

46

9

/

/

4.53V

4

			AJB	WKM	TMS
	12			2024	
		6			
SCM					4.5
				23	
50%			12		Pomalaa
					6
Soro ako					
	Arcadia				40
41%		5			
	5			5	
11					
			LG	6.6	
				2.5	

0.88

3C

	124.31	256.61%		
	ESG		ESG	ESG
ESG				
	118	2024		
				40%
				SGS
A				ESG
	ESG		4	CDP
	6,925.16			
			2024	
1,161	934.93			
2023		10		10
16.75				
7.5				
			2024	
10	5			8.4
2024	20.20%			

				%	%	
	28,747,377,321.51	24,216,936,679.79	15.76	-31.71	-33.47	2.22
	20,324,086,060.17	14,900,835,262.69	26.68	72.24	66.43	2.55
	10,606,855,937.69	10,488,547,317.89	1.12	-3.69	-0.72	-2.95
			%	%	%	%
	3,381,450,551.96	2,855,859,368.60	15.54	-19.20	-25.24	6.82
	5,642,817,191.61	3,955,180,058.24	29.91	15.40	13.30	1.30
	14,267,345,269.82	10,400,749,102.45	27.10	59.93	43.22	8.51
	3,062,797,519.01	2,697,238,847.65	11.94	134.48	137.04	0.95
	6,739,831,647.49	5,485,688,048.91	18.61	-33.11	-33.40	0.35
	8,607,462,971.90	7,934,248,182.62	7.82	-54.50	-54.51	0.02
	7,035,780,504.16	5,475,517,596.92	22.18	36.76	53.59	8.53
	10,940,833,663.42	10,801,838,054.98	1.27	-4.63	-1.46	3.18
			%	%	%	%
	23,498,139,094.54	20,243,253,718.19	13.85	-15.31	-15.79	0.49
	36,180,180,224.83	29,363,065,542.19	18.84	-2.65	-7.89	4.61
			%	%	%	%
	59,678,319,319.37	49,606,319,260.37	16.88	-8.06	-11.28	3.02

(2).

--	--	--	--	--	--	--	--

					%	%	%
		48,974.32	46,837.16	5,906.18	20.49	13.18	56.70
		89,041.35	90,233.30	3,255.19	-0.48	2.78	-26.80
		192,556.23	184,314.74	12,818.86	50.07	45.78	180.05
		41,391.11	39,246.32	5,438.00	260.66	376.56	65.13
		101,771.61	103,100.34	3,617.96	-17.67	-20.17	-26.86
		65,220.94	65,666.14	2,668.65	-27.71	-30.60	-14.30

(3).

	2,069,820,526.37	1,478,166,059.86	40.03
	5,423,852,720.32	5,185,184,927.75	4.60

4

(1).

		1,300,157,406.08
		1,300,157,406.08
	%	2.13%
	%	

(2).

			1,559
		%	6.14
			50
			376
			473
			208
			452
30	30		579
30-40	30	40	651
40-50	40	50	265
50-60	50	60	61
60			3

5

			%
	12,431,110,882.70	3,485,888,093.33	256.61
	-7,668,452,150.84	-16,550,869,671.66	-53.67
	25,183,856.07	15,103,229,650.73	-99.83

()

1

--	--	--	--	--	--	--

		%		%	%	
	1,428,306,241.20	1.05	2,425,306,902.49	1.93	-41.11	
	2,950,454,862.65	2.16	1,810,825,646.66	1.44	62.93	
	274,707,951.55	0.20	392,878,676.92	0.31	-30.08	
	176,379,882.81	0.13	42,647,182.81	0.03	313.58	
	58,138,602.83	0.04	106,133,724.12	0.08	-45.22	
	597,655,163.70	0.44	456,351,378.26	0.36	30.96	
	2,259,180,048.30	1.65	3,851,581,151.15	3.07	-41.34	
	20,753,855,937.28	15.19	15,048,622,566.53	11.99	37.91	
	4,209,819,518.55	3.08	8,019,127,039.81	6.39	-47.50	
	867,721,977.01	0.64	431,037,852.87	0.34	101.31	
	623,927,519.98	0.46	429,374,847.76	0.34	45.31	
	1,805,454,346.03	1.32	2,698,990,402.87	2.15	-33.11	
	2,338,401,435.83	1.71	1,433,223,782.84	1.14	63.16	
	25,510,181.33	0.02	54,979,200.70	0.04	-53.60	
	3,594,200,000.00	2.63			100.00	2026
	892,829,631.62	0.65	1,323,606,826.04	1.05	-32.55	2027
	1,461,436,658.05	1.07	1,042,018,898.84	0.83	40.25	

2

(1)

71, 221, 532, 950. 80
52. 14%

(2)

			8,568,054,406.02	513,545,551.52
			30,900,178,025.72	2,039,122,221.32
			6,949,262,432.48	1,463,761,835.28
			4,659,286,817.52	510,639,083.81

3

	3,934,560,811.62	3,934,560,811.62 , 1,809,722,569.38 89,120,909.10 1,698,045,632.21 7,154,291.63 1,000.00	308,780,174.06 21,500,910.75 235,324.49
	101,850,410.96		
	123,499,598.14		
	1,239,159,636.85		
	20,508,740,063.46		
	186,499,006.52		
	32,390,952.50		
	4,284,940.81		
	315,361,155.51		
	187,941,366.05		
	26,634,287,942.42		

()

1

							/
Arcadia		5,829.68	4092.43	1.21%	450	9.09	
PE527		75.77	0 45.24	2.00% 0.88%	110	0.41	

PE527	224.33	130.53	1.10%	110	1.18
PE527	356.14	52.63 303.51	1.51% 0.43%	/	/
PE527					

()

1

20,300

5

1

()

EVTank	2024	1,823.6
24.4%		2023 64.8%
70.7%	EV 40%	2024
289	157	-2.0% 7.2%
		SNEResearch 2024
	894.4GWh	27.2
	2024	548.4GWh
41.5%		
		2030
3,758GWh		
		2025
5.1%	6.6%	
	2024	96.3
55%	3	

85.1

52%

3

()

ESG

()

2025

2025

330



IPD

5



Pomalaa

Sorowako

m



2025



m

m

2024

2024

2024 8 30 12

1 2024 1 9

2021 2022

2 2024 3 18

3 2024 4 3

4 2024 4 18

2023

2023

2024

2023

2024

2023

<2023

>

2024

2024

2024

2024 <2023

>

2024

5 2024 8 19

2024 <2024

>

6 2024 10 18

2024

2023

2023

7 2024 11 25

8 2024 12 30

<2024 >

<2024 >

<2024 >

9 12 2024 1 29 2024 1

2024 2 28 2024 3 18

2024 4 3

2024 4 18 2024 8 19

2024 9 20

2024 10 10 2024 10

18

2024 11 25

2024 12 30

2024

2024

1

2

9

2021 2022
2023

2022 2021
2023

2024

2025 5 9

2024

2025 4 19

www.sse.com.cn

2024

2024

2025 5 9

2024

2024

2024

1

2024

2

2024

www.sse.com.cn

2025 5 9

11		100.00%
12		57.00%
13		100.00%
14		57.00%
15		57.00%
16		100.00%
17		51.00%
18		51.00%
19		51.00%
20		70.00%
21		100.00%
22		36.86%
23		70.00%
24		100.00%
25		100.00%
26		68.00%
27		68.00%
28		100.00%
29		69.39%
30		69.39%
31		70.00%
32		100.00%
33		100.00%
34		100.00%
35	FEZA MINING SAS	100.00%
36		100.00%
37		100.00%
38	HUAYOU AMERICA, INC	100.00%

39	HUAYOU RESOURCES PTE. LTD.	70.00%
40		70.00%
41		100.00%
42		42.86%
43		50.42%
44		100.00%
45		100.00%
46		100.00%
47		100.00%
48		100.00%
49		100.00%
50		35.00%
51	HUATUO INTERNATIONAL DEVELOPMENT PTE. LTD	100.00%
52		36.86%
53		36.86%
54		100.00%
55	HUANENG ASIA INTERNATIONAL CO., LIMITED	70.00%
56	HUACAI (HONG KONG) LIMITED	100.00%
57	HUAYONG INTERNATIONAL (HONG KONG) LIMITED	100.00%
58		100.00%
59	Prospect Lithium Zimbabwe (Pvt) Ltd	90.00%
60		70.00%
61		100.00%
62		100.00%
63		100.00%
64		100.00%
65		70.00%
66		100.00%

67		100.00%
68		100.00%
69		100.00%
70		100.00%
71		100.00%
72		100.00%
73		100.00%
74		100.00%
75		100.00%
76		100.00%
77		100.00%
78		70.00%
79	ASTIR MINING SAS	90.00%
80		65.00%
81		100.00%
82		100.00%
83		100.00%
84		100.00%
85		100.00%
86		100.00%
87		100.00%
88		100.00%
89		100.00%
90		100.00%
91		100.00%
92		100.00%
93		100.00%
94		100.00%

95		100.00%
96		100.00%
97	()	100.00%
98	PT. HUAYUE NICKEL COBALT	57.00%
99		70.00%
100	PT HUASHAN NICKEL COBALT	68.00%
101		24.50%
102	PT. Huafei Nickel Cobalt	51.00%
103		70.00%
104	PT. INDONESIA POMALAA INDUSTRY PARK	70.00%
105	HUASHUN RESOURCES (PRIVATE) LIMITED	100.00%
106		36.86%
107		100.00%
108		49.00%
109		98.00%
110		100.00%
111	PT KOLAKA NICKEL INDONESIA	85.72%
112		70.00%
113		70.00%
114		70.00%
115	PT. IPIP PORT KOLAKA	66.50%
116	Bamo Technolog Hungar Kft	36.86%
117	PT. KOLAKA GREEN ENERGY	69.30%
118	BAYVORL MINING (PRIVATE) LIMITED	51.00%
119		50.15%
120	PT. Andalan Metal Industr	50.10%
121		70.00%
122		100.00%

2024		8,793,076.88		714,384.75
	8.84%	5,234,267.95		59.53%
		3,558,808.94		40.47%
60,189.85		570,523.34		
3				
2024		4,866,062.55		
		3,694,560.75		1,171,501.80
4				
	2024		64.38%	64.36%
		1.03	1.01	0.02
				0.70
0.65	0.05			
5				
		499,016.60		
1		7,242,673.73		5,999,562.64
1,243,111.09				
2		344,249.82		1,111,095.03
766,845.22				
3		4,591,651.29		4,589,132.91
2,518.39				
4		20,232.34		
6				
	2024		1,368.47	
31,349.25		36,897.61		0
		19,507.50		
2024				
1		46,837		20,547
12,915	,	13,375		90,233
86,424		3,809		184,315

122, 563

2024

2025 4 19

2024

2025--043

www.sse.com.cn

2025

2025 5 9

2025

2025 4 19

www.sse.com.cn

2024

2025

2025--043

2025 5 9

2024

2025 4 19

2024

www.sse.com.cn

2025--044

2025 5 9

2024

2024

1			972.94	
2			756.45	
3			608.56	
4			558.11	
5			18.00	2024 12
6			18.00	
7			18.00	
8			0	2024 12

2025

18

2025

2025 5 9

2024

2024

1			128.06	
2			75.43	
3			43.30	

2025

2025

2025 5 9

2025

1

2025 4 19

www.sse.com.cn

2025--045

2024

2025 5 9

2025

2024

1,200

100

2025

2025 5 9

2024
1,420
70%
70%
2025
2025
714
686
20

www.sse.com.cn
2025--046
2025 4 19
2025
2025 5 9

2025

PPN

2024

2025

1

2

3

4

5

6

7

2025

2025 5 9

2025

30

2025

2025 4 19

www.sse.com.cn

2025

2025 5 9

2025

80

2024

www.sse.com.cn

2025 4 19
2024

2025 5 9

2025

2024

2024

2025 1 23

1,298 1,041.93 15.06 /

1,298

1,161 1,041.93 934.93

2025 3 7

2025-028

1,692,172,703

1,701,522,003 1,692,172,703

1,701,522,003

169217. 2703	170152. 2003
169217. 2703	170152. 2003
169217. 2703 A	170152. 2003 A
159217. 2703 94. 09%	160152. 2003 94. 12%

	GDR		GDR
	A		A
10000	5.91%	10000	5.88%

2025 5 9

2025 -2027

3 -

1

2025 -2027

2025 -2027

www.sse.com.cn

2025 5 9